


E B D & FLOW

BOHO VIBE BATIKS
by Stephanie Prescott



64" x 72" Quilt

EESCHENCK CO

PORTLAND
800.433.0722
503.284.4124

6000 N. Cutter Cir.
Portland, OR 97217
fax 503.288.4475



LOS ANGELES
800.237.6620
323.584.8820

4561 Maywood Ave
Vernon, CA 90058
fax 323.584.8847

Fresh Water
Designs

www.eeschenck.com

EBB & FLOW

64" x 72" Quilt ~ Designed by Stephanie Prescott

"Boho Vibe Batiks" fabric collection by Stephanie Prescott for Fresh Water Designs

Cutting and Piecing


1. Separate the 16 fat quarters into darks and lights. Pair up all of the fabrics with one light and one dark in each pair, right sides together. (Be sure there is significant contrast - these paired fabrics will be next to each other in the finished quilt.) Make (8) fabric pairs.

2. Take (4) of these pairs and label them 1 through 4.


3. Cut pair 1 as follows:

Keeping fabric stacked together, square and trim pair 1 to 21" x 17".

Cut (3) 7" x 17" stacked rectangle units.



Cut each of the (3) stacked rectangle units diagonally, 2" in from the corners as shown.



Swap fabrics in stack and sew one light to one dark, making (6) sewn units.



Square up / trim these units to 6-1/2" x 16-1/2". Press seams towards the dark.


4. Repeat for pairs 2 through 4.

5. Take remaining (4) fabric pairs and label them A through D.

6. Cut pair A as follows:

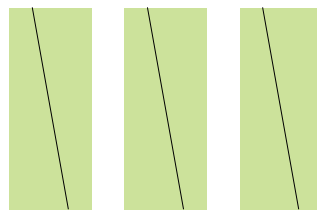
Keeping fabric stacked together, square and trim pair 1 to 21" x 17".

Cut (3) 7" x 17" stacked rectangle units.




Cut each of the (3) stacked rectangle units diagonally, 2" in from the corners as shown.

NOTE - Angle of cut is in pairs A through D is opposite the cut angle in pairs 1 through 4.



Swap fabrics in stack and sew one light to one dark, making (6) sewn units.

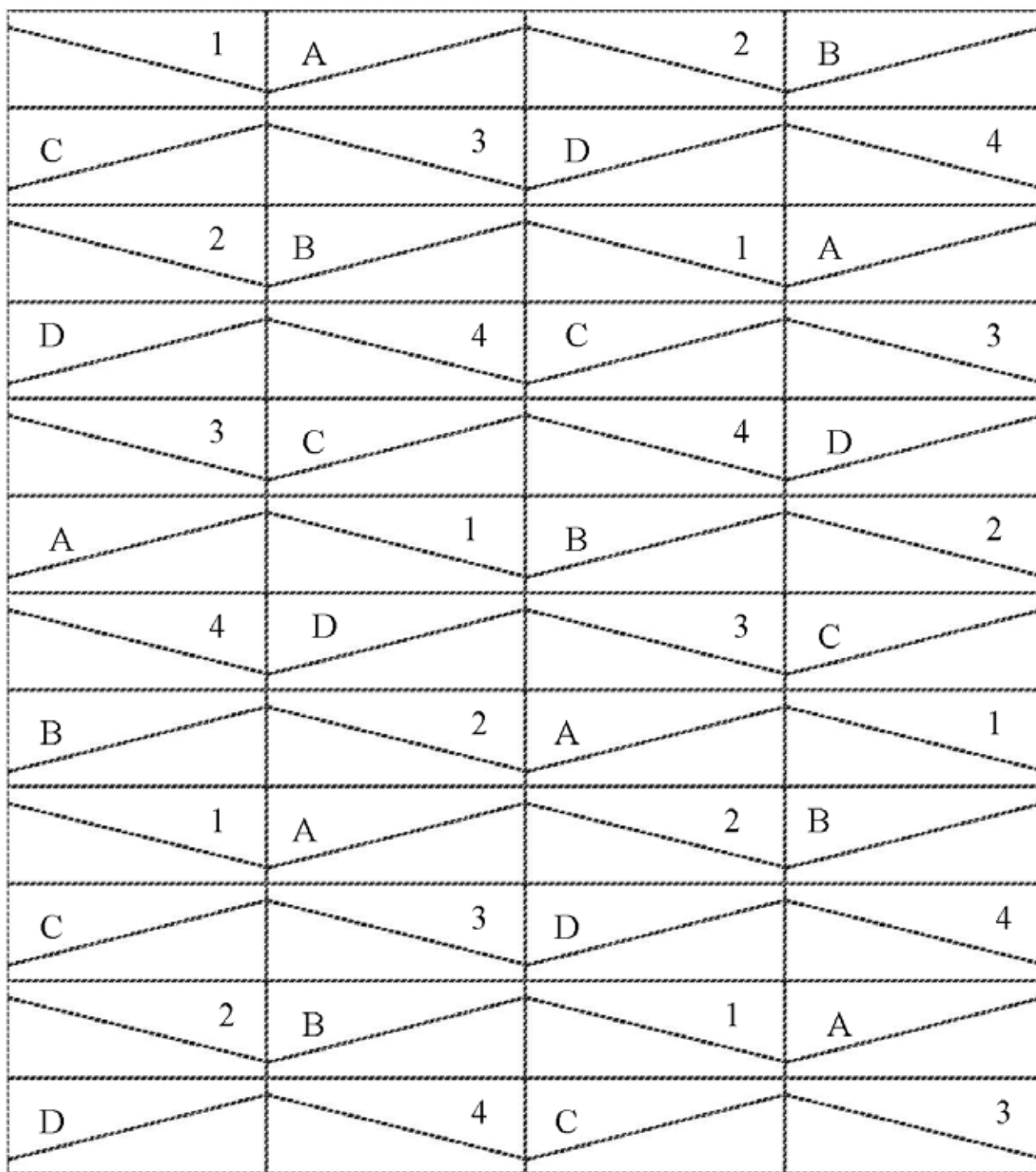


Square up / trim these units to 6-1/2" x 16-1/2". Press seams towards the dark.

7. Repeat for pairs B through D.

Assembling the Quilt

8. Lay out blocks as shown and sew together.



Fabric

16 Fat Quarters, 8 dark and 8 light are needed for this quilt. Here is what was used in the pictured quilt:

FWDBOV01-039.....Light FQ



FWDBOV06-082.....Dark FQ



FWDBOV01-071.....Light FQ



FWDBOV07-069.....Light FQ



FWDBOV02-030.....Light FQ



FWDBOV07-076.....Dark FQ



FWDBOV04-070.....Light FQ



FWDBOV07-077.....Dark FQ



FWDBOV04-078.....Dark FQ




FWDBOV07-081.....Dark FQ



FWDBOV04-096.....Light FQ



FWDBOV07-093.....Dark FQ



FWDBOV05-089.....Dark FQ



FWDBOV08-097.....Light FQ



FWDBOV06-080.....Light FQ



FWDBOV08-104.....Dark FQ



Your Choice.....Binding..... 5/8 yd

Your Choice.....Backing 4 yds