

# COLOR WEAVE

Fabric Collection by P&B Textiles



FREE pattern  
available on  
our website,  
[pbtex.com](http://pbtex.com)

*Outside the Block* quilt by Corey Yoder

Size: 56" square



[pbtex.com](http://pbtex.com)



# OUTSIDE THE BLOCK

Quilt by Corey Yoder using the *Color Weave* fabric collection by P&B Textiles

Size: 56" square

## YARDAGE

1 fat quarter (18" x 21") *each* of  
CWEA 200 O, CWEA 200 YG,  
CWEA 200 B, CWEA 200 E,  
CWEA 200 RO, CWEA 200 LG,  
CWEA 200 N, CWEA 200 ZZ,  
CWEA 200 R, CWEA 200 A,  
CWEA 200 C, CWEA 200 Z,  
CWEA 200 D, CWEA 200 G,  
CWEA 200 LS, CWEA 200 X,  
CWEA 200 F, CWEA 200 T,  
CWEA 200 S, CWEA 200 Y,  
CWEA 200 V, and CWEA 200 BB

$\frac{3}{4}$  yard of CWEA 200 K

2 yards of CWEA 200 W

$3\frac{1}{2}$  yards of any *Color Weave* fabric for  
backing

## CUTTING

From *each* of CWEA 200 O, CWEA 200 RO,  
CWEA 200 A, CWEA 200 G, CWEA 200 F,  
CWEA 200 T, and CWEA 200 S, cut:

- (1) 8  $\frac{1}{2}$ " square (7 total)
- (1) 2  $\frac{1}{2}$ " x 6  $\frac{1}{2}$ " rectangle (7 total)
- (1) 2  $\frac{1}{2}$ " x 8  $\frac{1}{2}$ " rectangle (7 total)

From *each* of CWEA 200 YG, CWEA 200 N,  
CWEA 200 ZZ, CWEA 200 Z, CWEA 200 D, and  
CWEA 200 E, cut:

- (1) 2  $\frac{1}{2}$ " x 6  $\frac{1}{2}$ " rectangle (6 total)
- (1) 2  $\frac{1}{2}$ " x 8  $\frac{1}{2}$ " rectangle (6 total)

From *each* of CWEA 200 B, CWEA 200 LG,  
CWEA 200 R, CWEA 200 C, CWEA 200 LS,  
CWEA 200 X, CWEA 200 Y, and CWEA 200 V, cut:

- (1) 8  $\frac{1}{2}$ " square (8 total)

From CWEA 200 BB, cut:

- (2) 2  $\frac{1}{2}$ " x 6  $\frac{1}{2}$ " rectangles
- (2) 2  $\frac{1}{2}$ " x 8  $\frac{1}{2}$ " rectangles

From CWEA 200 K, cut:


- (1) 8  $\frac{1}{2}$ " square
- (1) 2  $\frac{1}{2}$ " x 6  $\frac{1}{2}$ " rectangle
- (1) 2  $\frac{1}{2}$ " x 8  $\frac{1}{2}$ " rectangle
- 6 strips 2  $\frac{1}{4}$ " x 42" binding strips

From CWEA 200 W, cut:

- (12) 2  $\frac{1}{2}$ " x 42" strips; cut into (16)  
2  $\frac{1}{2}$ " x 12  $\frac{1}{2}$ " rectangles *and* (16)  
2  $\frac{1}{2}$ " x 10  $\frac{1}{2}$ " rectangles
- (2) 2  $\frac{1}{2}$ " x 42" strips; cut into (32) 2  $\frac{1}{2}$ " squares
- (6) 4  $\frac{1}{2}$ " x 42" border strips

## BLOCK ASSEMBLY

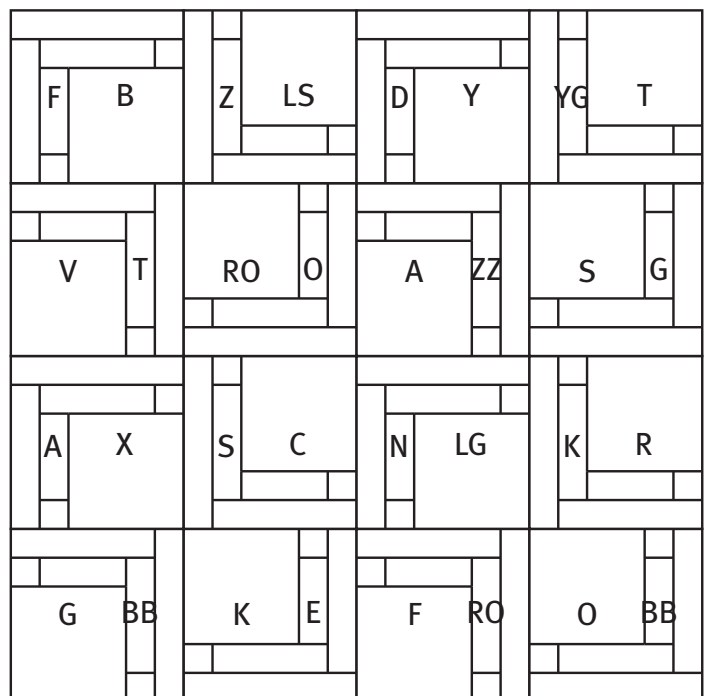
1. Sew a white 2 1/2" square to one end of each colored 2 1/2" x 6 1/2" rectangle. Press the seam allowances toward the rectangle. Make (16) 8 1/2"-long units.
2. Sew a white 2 1/2" square to one end of each colored 2 1/2" x 8 1/2" rectangle. Press the seam allowances toward the rectangle. Make (16) 10 1/2"-long units.
3. Referring to the photo and the diagram after step 4 for placement guidance, sew an 8 1/2"-long unit from step 1 to the right side of an 8 1/2" square. Press the seam allowances toward the square. Sew a matching 10 1/2"-long unit from step 2 to the bottom of the square and press the seam allowances toward the square.
4. Sew a white 2 1/2" x 10 1/2" rectangle to the right side of the unit from step 3. Press the seam allowances toward the center. Sew a white 2 1/2" x 12 1/2" rectangle to the bottom of the unit to complete the block. Press the seam allowances toward the center. Repeat to make a total of (16) 12 1/2" blocks.



Block Assembly

## QUILT TOP ASSEMBLY

5. Referring to the photo, layout the blocks in four rows of four blocks each, rotating the blocks as shown. Join the blocks into rows. Press the seam allowances in opposite directions from row to row. Join the rows and press.
6. Join the white 4 1/2"-wide strips end to end to make a long strip. Measure the length of the quilt top. Cut two strips to this length and sew them to the sides of the quilt top. Measure the width of the quilt top. Cut two strips to this length and sew them to the top and bottom of the quilt top to complete the border. Press the seam allowances toward the borders.
7. Layer the quilt top with batting and backing; baste. Quilt as desired. Using the black 2 1/4"-wide binding strips, bind the edges to finish.




Quilt Assembly - Color Layout

# Color Weave

Fabric Collection by **P&B Textiles**




CWEA 200 W



CWEA 200 O



CWEA 200 YG




CWEA 200 B



CWEA 200 E



CWEA 200 RO



CWEA 200 LG



CWEA 200 N



CWEA 200 ZZ




CWEA 200 R



CWEA 200 A



CWEA 200 C



CWEA 200 Z



CWEA 200 D



CWEA 200 G



CWEA 200 LS




CWEA 200 X



CWEA 200 F



CWEA 200 T




CWEA 200 S



CWEA 200 Y



CWEA 200 V



CWEA 200 BB



CWEA 200 K

**P&B Textiles** ♦ 1580 Gilbreth Road, Burlingame, CA 94010 ♦ 800-852-2327

For wholesale orders: 14683 Midway Road, Addison, TX 75001 ♦ 800-351-9087 ♦ [www.pbtex.com](http://www.pbtex.com)



100% cotton ♦ Cold wash & dry ♦ 43"/44" ♦ Colors may vary due to printing process ♦ 6/12

All fabrics shown at 50% scale.